



Byemoor School 23-24

Annual Education Results Report

<https://byemoor.clearview.ab.ca/>



May our walls know kindness, our classrooms embrace learning, and our hearts and minds be open to endless possibilities” (unknown)



Clearview
Public Schools

We All Belong – We All Succeed

About Us: Byemoor School is a small school that prides itself on providing excellent learning experiences for all students. With small class sizes, and an abundance of resources and technology, our students engage in rich 21st century learning opportunities.



Byemoor School is extremely appreciative of the added support from our small community in order to enable these learning experiences.

Mission and Values:

Byemoor School is extremely appreciative of the added support from our small community in order to enable these learning experiences.

In order to achieve our mission we seek, “Excellence in all we do. Strive to excel.”



Program Highlights:

Byemoor School is pleased to offer the following:

- Start Right programming for 3 and 4 year olds
- Monthly, school wide, STEAM challenges
- The opportunity to participate in school sports
- Fine Arts and Drama through a series of community concerts/plays
- Career and Technology Foundations programming through the use of our well equipped Makerspace
- Targeted literacy/numeracy groups



Byemoor School is committed to:

- Helping students build strong literacy and numeracy skills, including technological literacy.
- Preparing students for, and modelling, lifelong learning as active members of their community.
- Building effective working relations with our various stakeholder groups.
- High standards of academic achievement in all subjects.



Alberta Education Assurance Measures - Overall Summary

Assurance Domain	Measure	Byemoor School			Alberta			Measure Evaluation		
		Current Result	Prev Year Result	Prev 3 Year Average	Current Result	Prev Year Result	Prev 3 Year Average	Achievement	Improvement	Overall
Student Growth and Achievement	Student Learning Engagement	63.2	61.0	71.4	83.7	84.4	84.8	n/a	Maintained	n/a
	Citizenship	69.6	73.0	82.0	79.4	80.3	80.9	Low	Maintained	Issue
	3-year High School Completion	n/a	n/a	n/a	80.4	80.7	82.4	n/a	n/a	n/a
	5-year High School Completion	n/a	n/a	n/a	88.1	88.6	87.3	n/a	n/a	n/a
	PAT6: Acceptable	*	*	n/a	68.5	66.2	66.2	*	n/a	n/a
	PAT6: Excellence	*	*	n/a	19.8	18.0	18.0	*	n/a	n/a
	PAT9: Acceptable	*	n/a	n/a	62.5	62.6	62.6	*	n/a	n/a
	PAT9: Excellence	*	n/a	n/a	15.4	15.5	15.5	*	n/a	n/a
	Diploma: Acceptable	n/a	n/a	n/a	81.5	80.3	80.3	n/a	n/a	n/a
	Diploma: Excellence	n/a	n/a	n/a	22.6	21.2	21.2	n/a	n/a	n/a
Teaching & Leading	Education Quality	78.9	75.7	84.6	87.6	88.1	88.6	Very Low	Maintained	Concern
Learning Supports	Welcoming, Caring, Respectful and Safe Learning Environments (WCRSLE)	72.9	78.0	83.4	84.0	84.7	85.4	n/a	Maintained	n/a
	Access to Supports and Services	64.7	79.2	84.6	79.9	80.6	81.1	n/a	Declined	n/a
Governance	Parental Involvement	n/a	n/a	n/a	79.5	79.1	78.9	n/a	n/a	n/a

Notes:

- Data values have been suppressed where the number of respondents/students is fewer than 6. Suppression is marked with an asterisk (*).
- Caution should be used when interpreting high school completion rate results over time, as participation in the 2019/20 to 2021/22 Diploma Exams was impacted by the COVID-19 pandemic. In the absence of Diploma Exams, achievement level of diploma courses were determined solely by school-awarded marks.
- Aggregated Grade 6 Provincial Achievement Test (PAT) results are based upon a weighted average of percent meeting standards (Acceptable, Excellence). The weights are the number of students enrolled in each Grade 6 course. Courses included: Social Studies (Grade 6).
- Aggregated Grade 9 PAT results are based upon a weighted average of percent meeting standards (Acceptable, Excellence). The weights are the number of students enrolled in each Grade 9 course. Courses included: English Language Arts (Grades 9, 9 KAE), Français (9e année), French Language Arts (9e année), Mathematics (Grades 9, 9 KAE), Science (Grades 9, 9 KAE), Social Studies (Grades 9, 9 KAE).
- Participation in the PATs and Diploma Exams was impacted by the COVID-19 pandemic from 2019/20 to 2021/22. School years 2019/20, 2020/21 and 2021/22 are not included in the rolling 3-year average. Caution should be used when interpreting trends over time.
- Participation in the PATs and Diploma Exams was impacted by the fires in 2022/23. Caution should be used when interpreting trends over time for the province and those school authorities affected by these events.
- Beginning in 2022/23, results for the Grade 6 Provincial Achievement Tests do not include students participating in subjects where the tests were not administered due to new curriculum being piloted or optionally implemented.
- Security breaches occurred over the last few days of the 2021/22 PAT administration window. Students most likely impacted by these security breaches have been excluded from the provincial cohort. All students have been included in school and school authority reporting. Caution should be used when interpreting these results.
- Aggregated Diploma results are a weighted average of percent meeting standards (Acceptable, Excellence) on Diploma Examinations. The weights are the number of students writing the Diploma Exam for each course. Courses included: English Language Arts 30-1, English Language Arts 30-2, French Language Arts 30-1, Français 30-1, Mathematics 30-1, Mathematics 30-2, Chemistry 30, Physics 30, Biology 30, Science 30, Social Studies 30-1, Social Studies 30-2.

This summer of the results are from the responses from 2023/2024 surveys.



Clearview
Public Schools
We All Belong – We All Succeed

Character Education:

Students are encouraged to be the best version of themselves and find the good in others. The older students continue to foster relationships with other grades by taking a leadership role as group leaders during school activities.


Byemoor School participates in Pink Shirt Day to raise awareness of the importance of treating all people with kindness and respect.

Students are encouraged to make good choices using the Seven Grandfather Teachings of **Respect, Love, Courage, Honesty, Wisdom, Humility, and Truth**. Students engage in conversations and share their learning in all subjects throughout the day.

We participate in many activities throughout the year that teach our students good citizenship practices such as Operation Christmas Child, gathering items for local food banks, The Terry Fox Run, and town clean up, to name a few.



Character Education:



Athletics & Extra-Curricular Programming:

- Our students were very active participating in several sports throughout the year such as basketball, volleyball, and X-Country.
- Badminton season saw the participating students practice their skills after school as well and participated in a few games.



Fine Arts

Students from K-9 participate in art classes. All students are involved in the Christmas and Spring Concerts, which can include music, drama, choral speaking, and dance.



FNMI Results

(First Nations, Metis, Inuit)



Byemoor School has an FNMI population, and while it is significant in terms of the size of our school, the population is too small for results to be reported. We work hard to individualize their programs to support them in their academics. Staff continue to acquire foundational knowledge of FNMI people.



Academic Achievement: PAT results

Due to the low numbers of students who wrote the achievement tests, data from Alberta Education is not available.



Academic Achievement

Strategies:

- Using standardized assessments (3T) and classroom observation, students have been placed into Literacy Block groups based on their needs
- All teachers participating in professional learning provided by the division focused on the Science of Reading, and literacy instruction.
- Small group intervention in Literacy and Numeracy, based on student's academic needs are provided throughout the day
- Recruitment of Teachers with specialization in required subject areas

Welcoming, Caring, Respectful and Safe

Percentage of teacher, parent and student agreement that: students are safe at school, are learning the importance of caring for others, are learning respect for others and are treated fairly in school.

	Byemoor School										Measure Evaluation			Alberta									
	2020		2021		2022		2023		2024		Achievement	Improvement	Overall	2020		2021		2022		2023		2024	
	N	%	N	%	N	%	N	%	N	%				N	%	N	%	N	%	N	%	N	%
Overall	15	92.0	17	86.4	17	89.5	18	83.8	20	80.5	Low	Maintained	Issue	264,204	89.4	230,987	90.0	249,835	88.8	257,278	87.5	265,150	87.1
Parent	4	*	3	*	3	*	n/a	n/a	1	*	*	*	*	36,899	90.2	30,969	90.5	31,707	89.5	31,879	88.1	33,225	88.0
Student	15	92.0	17	86.4	17	89.5	18	83.8	20	80.5	High	Maintained	Good	193,364	82.6	169,813	84.0	187,165	82.5	193,049	81.5	199,865	80.4
Teacher	3	*	3	*	3	*	3	*	5	*	*	*	*	33,941	95.3	30,205	95.4	30,963	94.3	32,350	93.0	32,060	92.9

Results: Overall students' perceived results in this category have decreased as reported by the grade 4-6 students slightly from last year, however the other students Grades 1-3, 7-9 reported an increase.

Strategies:

- Recruiting quality teachers and support staff that nurture a warm, welcoming classroom learning environment for all students.
- Creating and monitoring clear expectations for students and staff
- In addition, we partner with Family School Liaison (FSL) to provide universal programming, as well as, 1 to 1 counselling for students in need.
- Comply with Clearview's safety program and policies (Hour Zero Protocols).
- All staff complete Public Works Safety courses in a timely manner.



Access to Supports & Services

The percentage of teachers, parents and students who agree that students have access to the appropriate supports and services at school

	Byemoor School										Measure Evaluation			Alberta									
	2020		2021		2022		2023		2024		Achievement	Improvement	Overall	2020		2021		2022		2023		2024	
	N	%	N	%	N	%	N	%	N	%				N	%	N	%	N	%	N	%	N	%
Overall	n/a	n/a	17	86.6	17	90.1	18	79.2	20	64.7	n/a	Declined	n/a	n/a	n/a	230,761	82.6	249,570	81.6	256,994	80.6	264,733	79.9
Parent	n/a	n/a	3	*	3	*	n/a	n/a	1	*	*	*	*	n/a	n/a	30,936	78.9	31,684	77.4	31,847	75.7	33,177	75.4
Student	n/a	n/a	17	86.6	17	90.1	18	79.2	20	64.7	n/a	Declined	n/a	n/a	n/a	169,631	80.2	186,935	80.1	192,805	79.9	199,516	78.7
Teacher	n/a	n/a	3	*	3	*	3	*	5	*	*	*	*	n/a	n/a	30,194	88.7	30,951	87.3	32,342	86.2	32,040	85.6

	Byemoor School										Alberta													
	2020		2021		2022		2023		2024		2020		2021		2022		2023		2024					
	N	%	N	%	N	%	N	%	N	%	N	%	N	%	N	%	N	%	N	%				
Student - All	n/a	n/a	17	86.6	17	90.1	18	79.2	20	64.7	n/a	n/a	169,631	80.2	186,935	80.1	192,805	79.9	199,516	78.7				
Student - Grade 4-6	n/a	n/a	11	84.4	11	96.9	12	86.1	14	73.8	n/a	n/a	72,632	82.4	77,043	81.9	77,200	82.1	79,996	79.8				
Student - Grade 7-9	n/a	n/a	6	88.9	6	83.3	6	72.2	6	55.6	n/a	n/a	56,872	79.6	62,606	79.7	63,511	79.0	65,901	77.3				
Student - Grade 10-12	n/a	n/a	n/a	n/a	n/a	n/a	n/a	n/a	n/a	n/a	n/a	n/a	n/a	n/a	n/a	n/a	40,127	78.6	47,286	78.5	52,094	78.8	53,619	79.1

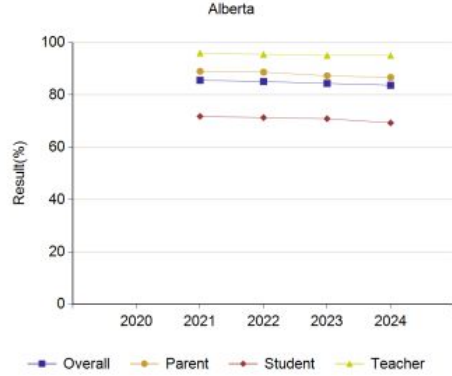
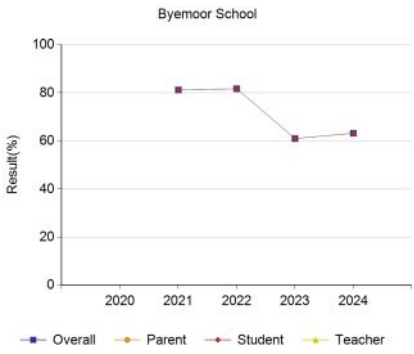
There was a decline in perceived access to supports and services from the previous year, however it is still in line with the provincial average.




Student Learning Engagement

The percentage of teachers, parents and students who agree that students are engaged in their learning at school.

	Byemoor School										Measure Evaluation			Alberta									
	2020		2021		2022		2023		2024		Achievement	Improvement	Overall	2020		2021		2022		2023		2024	
	N	%	N	%	N	%	N	%	N	%				N	%	N	%	N	%	N	%	N	%
Overall	n/a	n/a	17	81.2	17	81.7	18	61.0	20	63.2	n/a	Maintained	n/a	n/a	n/a	230,956	85.6	249,740	85.1	257,214	84.4	265,079	83.7
Parent	n/a	n/a	3	*	3	*	n/a	n/a	1	*	*	*	*	n/a	n/a	30,994	89.0	31,694	88.7	31,862	87.3	33,209	86.7
Student	n/a	n/a	17	81.2	17	81.7	18	61.0	20	63.2	n/a	Maintained	n/a	n/a	n/a	169,789	71.8	187,102	71.3	193,029	70.9	199,823	69.3
Teacher	n/a	n/a	3	*	3	*	3	*	5	*	*	*	*	n/a	n/a	30,173	96.0	30,944	95.5	32,323	95.1	32,047	95.1




Results display an increase/maintained level in perceived student learning engagement.



Student Learning Engagement

Strategies

- Daily focus on effective and quality instruction in all subjects
- Continue to support and enhance the CTF (Career Technology Foundations) programming from Grades 4-9
- Implement STEAM (Science/Technology/Engineering/Art/Mathematics) for Grades 7-9 to help develop their unique interests.



Citizenship

Percentage of teachers, parents and students who are satisfied that students model the characteristics of active citizenship.

Percentage of teachers, parents and students who are satisfied that students model the characteristics of active citizenship.

	Byemoor School										Measure Evaluation			Alberta									
	2020		2021		2022		2023		2024		Achievement	Improvement	Overall	2020		2021		2022		2023		2024	
	N	%	N	%	N	%	N	%	N	%				N	%	N	%	N	%	N	%	N	%
Overall	15	94.0	17	85.2	17	91.0	18	73.0	20	69.6	Low	Maintained	Issue	264,413	83.3	230,843	83.2	249,770	81.4	257,231	80.3	265,100	79.4
Parent	4	*	3	*	3	*	n/a	n/a	1	*	*	*	*	36,891	82.4	30,905	81.4	31,689	80.4	31,869	79.4	33,217	78.7
Student	15	94.0	17	85.2	17	91.0	18	73.0	20	69.6	High	Maintained	Good	193,577	73.8	169,741	74.1	187,120	72.1	193,015	71.3	199,816	69.6
Teacher	3	*	3	*	3	*	3	*	5	*	*	*	*	33,945	93.6	30,197	94.1	30,961	91.7	32,347	90.3	32,067	89.8

Results display a slight decrease in the overall percentage of students satisfied that students model the characteristics of citizenship.

Citizenship

Strategies:

- Providing Leadership opportunities for all students
 - Grade 7-9 - recycling programs, milk program, Haunted House, Team leaders for activity days
 - Set up and clean up for community services - Remembrance Day, Christmas Concert, Awards etc.
 - Entire school - Byemoor Clean Up, Classroom structures and routines promoting leadership, designated jobs for the week/month within the classrooms
 - Leaving Kindness notes around town
 - Singing Christmas Carols at the Drop in Center
 - Selling items at Santa Days



Parental Involvement

Strategies

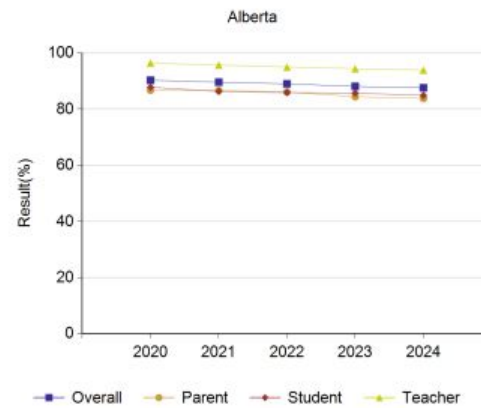
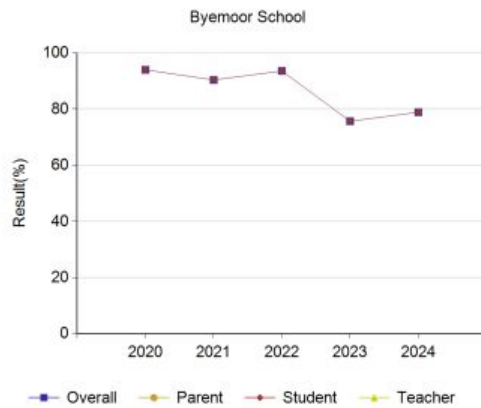
- hot lunch program
- volunteers reading with students
- attending/driving to sporting events
- movie nights/afternoons
- family participation in monthly maker challenges
- other fundraising for field trips and special events
- community/parent photographer
- swim bus in the spring
- CTF involvement
- Bob the Builder Day
- We are delighted to have our parents in for some activities. We are doing our best to keep everyone informed and involved with collaboration of ideas through our virtual meetings and in sharing slideshows and photos of our events held within the school.

Education Quality

Percentage of teachers, parents and students satisfied with the overall quality of basic education

Percentage of teachers, parents and students satisfied with the overall quality of basic education.

	Byemoor School										Alberta												
	2020		2021		2022		2023		2024		Measure Evaluation			2020		2021		2022		2023		2024	
	N	%	N	%	N	%	N	%	N	%	Achievement	Improvement	Overall	N	%	N	%	N	%	N	%	N	%
Overall	15	94.0	17	90.4	17	93.6	18	75.7	20	78.9	Very Low	Maintained	Concern	264,623	90.3	230,814	89.6	249,532	89.0	257,584	88.1	265,643	87.6
Parent	4	*	3	*	3	*	n/a	n/a	1	*	*	*	*	36,907	86.7	31,024	86.7	31,728	86.1	31,890	84.4	33,250	83.8
Student	15	94.0	17	90.4	17	93.6	18	75.7	20	78.9	Very Low	Maintained	Concern	193,763	87.8	169,589	86.3	186,834	85.9	193,343	85.7	200,322	84.9
Teacher	3	*	3	*	3	*	3	*	5	*	*	*	*	33,953	96.4	30,201	95.7	30,970	95.0	32,351	94.4	32,071	93.9



Results display a slight increase in the overall percentage of students with the overall quality of basic education.

Education Quality

Percentage of teachers, parents and students satisfied with the overall quality of basic education

Strategies:

- Recruiting quality teachers specialized in all required subjects
- Administration present in all classroom supporting teachers and students
- Purposeful, Engaging learning opportunities rooted in curriculum
- Small group and individual intervention instruction based on students needs
- Instruction rooted in Best Practices and science/evidence based practices
- Teachers participate in Professional learning opportunities to implement in all subjects.



Grade 1-3: Literacy Data

The Literacy Data for 2023/24

Based on 3'T Standardized testing:

Grade	# of Students At Risk Sept		# of Students At Risk January		# of Students At Risk May	
	TOSREC COMPREHEN SION	TOWRE Reading Real/Nonsense words	TOSREC COMPREHEN SION	TOWRE Reading Real/Nonsense words	TOSREC COMPREHEN SION	TOWRE Reading Real/Nonsense words
1	NA	NA	3	0	0	0
2	3	0	1	1	1	0
3	1	1	1	1	1	1



Grade 1-3: Numeracy Data

The results showed that 2 of the Grade 1 students in 2023 were at risk in numeracy on the initial assessment and 3 of the Grade 1 students were at risk in June of 2024. There were no students at risk for Grades 2 or 3

Grade 1-3 Numeracy Data Results for 2023/2024		
Grades	Initial Assessment # at Risk	Final Assessment
1	2	3
2	0	1
3	0	0



Learning Disruption

Addressing the learning gaps in our students:

- review essential outcomes from the previous grade
- focus on the essential outcomes for the new grade
- allow for larger blocks of time for ELA and Math focus
- use tools such as the 3T Testing, and math assessments to identify areas of need in reading and math
- continue with Literacy Block to focus on reading skills in small groups
- continue Numeracy Block to focus on essential math skills in small groups
- use of specialized resources such as UFLI and Rewards to build phonological awareness, fluency and reading comprehension in all grade levels.
- specific small group literacy and numeracy intervention



Hour Zero

It is our privilege to work with clients who are diligently committed to the safety of the children in their care.

Our Story

Since our beginnings in 1999, we have dedicated ourselves to helping K-12 schools deal with some of the most difficult situations a school may ever face.

We strive to understand every aspect of school culture and respect its unique needs. We recognize the challenges of providing quality education in a safe and caring environment, while facing budget and time constraints, as well as the importance of nurturing relationships with community partners, including parents and first responders.

The company started as a consulting practice that specialized in school emergency plans and associated training. The numerous challenges of ensuring school plans could be easily managed, kept current - including training staff and students, and accessible to all school community users compelled us to develop Hour-Zero Online and create a school emergency program that is unprecedented in its quality and scope.


Today, Hour-Zero is used by more than 200,000 teachers, school and district administrators, support staff and first responders. Hour-Zero caters to clients that range in size from small private schools to large urban districts, located across the USA and Canada.

In 2009, Hour-Zero was selected as one of the Canada's ten most innovative small businesses through the Global Dell Small Business Excellence Award.

In 2010, Hour-Zero participated in the Department of Homeland Security NIMS STEP Evaluation. The evaluators concluded "HZ Online is consistent with all NIMS criteria." and stated, "HZ Online is intuitive and can enhance one's ability to do his/her job. The product is a robust preparedness tool that should enhance any school's emergency management system."

Hour-Zero continues to grow both our client base and our suite of offerings to schools. Regardless of what role you have in your school community, we at Hour-Zero will give you the time and attention you need to help ensure that from classroom to board room you are covered.

Hour-Zero is a privately held company and is incorporated in the USA and Canada.



Trends and Challenges

Being small, Byemoor School can be affected quite heavily by enrollment. Enrollment was down for the 2023/2024 school year, but has increased for the 2024/2025 school year.

Anxiety, along with lower problem solving skills, seem to be increasing with our students. We continue working toward increasing universal supports and strategies for our students, as well as, accessing outside supports if necessary. Our continued focus this year is to build a safe warm learning environment for all everyday. Our FSL will be leading the Health Classes for Grades 1-9 for the 2024/25 school year to help address this concern.

Greatest Successes

We want our “walls to know kindness, our classrooms embrace learning and our minds be open to endless possibilities” (unknown)

- Evidence of growth in literacy demonstrated through the May 2024 Three-T-Testing results for Grades 4-9. There was evidence in the 1-3's as well.
- Connections with our community, Christmas market, Christmas concert,
- Monthly family Maker Challenges
- Continued technology development for staff, students, and parents
- Use of community facilities and volunteers for programs
- Hot Lunch program provided by parents

What People Say About Our School

To all students: If you were to tell someone about our school, what would you say?

- Feel Welcomed
- “I love that all the teachers are willing to help whenever you need help”
- “Lots of fun things to do”
- “Teachers are nice and helpful”
- “It's a small school so we can visit more and know each other better than in a big school”
- “There are a lot of nice kids and teachers, a good place to learn and grow”
- “Great library, gym and playground”



Stakeholder engagement

At Byemoor School we are excited to engage with our community and stakeholders in a meaningful way. We look forward to:

- inviting parents and presenters into the school wherever and whenever possible, including parents providing a hot lunch program for students/staff

- engaging in social media activity on a more frequent basis, both with our parent group and with our community at large to share our students' accomplishments

- creating opportunities for students to engage in activities to support or entertain local community groups such as seniors or our local Ag Society or Community Halls

- posting things that are happening on our school website, newsletters and weekly news messages.

- highlighting key pieces of information at parent council meetings

- using data to create our education plan

Staff Development - professional learning

Teaching staff participated in:

- **Numeracy training** - Clearview School division has provided quality numeracy training for all math teachers to create a cohesive learning environment for our students across the division.
- **Science of Reading** - the science of reading has demonstrated the methods that best help children learn to read, from the earliest steps in spoken language to being able to successfully decode unfamiliar words.
- **FMNI Conference** -
how to incorporate Indigenous ways of living and knowing into the classrooms

Dream Big!!

We will focus on numeracy skills for all of our students. Creating a strong base in primary, and building skills as students progress, we hope to have all of our students ready for high school math expectations by the end of grade 9.

In the next 3 years, Byemoor School will continue to focus on building great literacy skills with all of our students. It is our goal to have all students leave our school at or above grade level in reading.

We will continue to work with our students to ensure that they are on their way to becoming resilient, active, informed, and engaged problem solvers of our world; capable of making their own decisions and acting on those decisions.

**We want our “walls to know kindness, our classrooms embrace learning and our minds be open to endless possibilities”
(unknown)**

[Clearview Education Plan, 2024-27](#)
[Byemoor Education Plan, 2024-27](#)



Contact Us!

Krista Jewett
Principal
kjewett@clearview.ab.ca
403-579-3959

